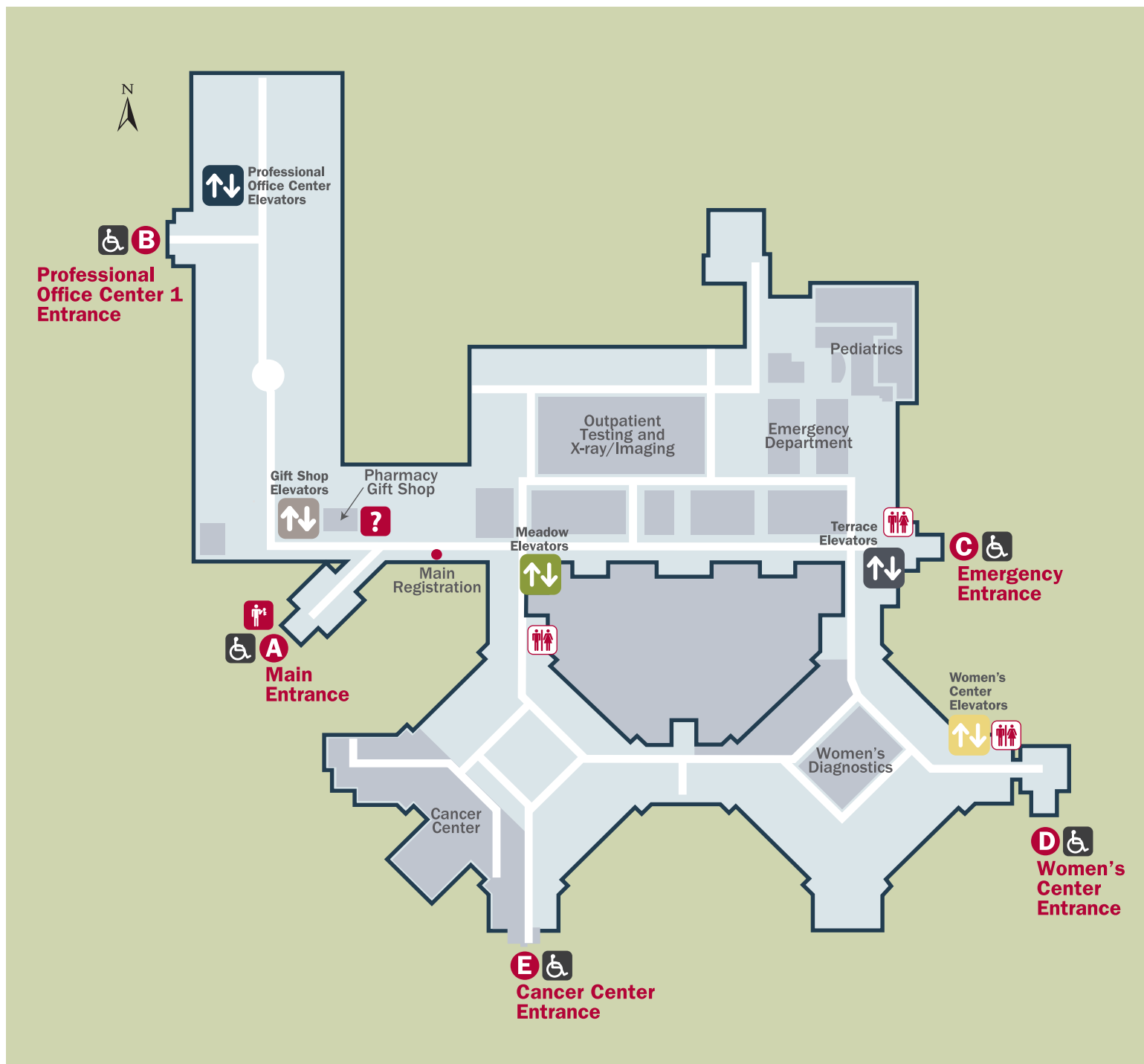


IU Health West Hospital First Floor



- A Main Entrance**
1111 N. Ronald Reagan Parkway
Avon, IN 46123
- B Professional Office Center 1 Entrance**
1115 N. Ronald Reagan Parkway
Avon, IN 46123
- C Emergency Entrance**
1111 N. Ronald Reagan Parkway
Avon, IN 46123
- D Women's Center Entrance**
1111 N. Ronald Reagan Parkway
Avon, IN 46123
- E Cancer Center Entrance**
1111 N. Ronald Reagan Parkway
Avon, IN 46123



Valet Parking



Check-in



Information Desk



Restrooms



Accessible to People with Disabilities



Meadow Elevators



Professional Office Center Elevators



Women's Center Elevators



Terrace Elevators














Gift Shop Elevators
















West Hospital








GENERAL LOCATIONS

LOCATION	NEAREST ELEVATOR	FLOOR
ATM	 Gift Shop	1
Chapel	 Meadow	2
Credit Union	 Gift Shop	1
Garden Café	 Meadow	G
Garden Classroom	 Meadow	G
Gift Shop	 Gift Shop	1
Human Resources	 Gift Shop	G
Retail Pharmacy	 Gift Shop	1
Surgery Waiting	 Meadow	2
Terrace Classroom	 Gift Shop	G
Valet Parking	@ Main Entrance	1
Vending	 Meadow	G

OUTPATIENT AREAS

LOCATION	NEAREST ELEVATOR	FLOOR
Orthopedics, Sport & Spine Suite	 Professional Center	1
Cancer Center	 Meadow	1
Cardiac & Pulmonary Rehabilitation	 Professional Center	G
Cardiovascular Testing	 Meadow	1
Lab	 Meadow	1
Mammography/Women's Center	 Women's Center	1
Pre-Admission Testing	 Meadow	1
Pulmonary Function Testing	 Meadow	1
Registration	 Meadow	1
Rehabilitation Services	 Professional Center	G
Sleep Lab	 Gift Shop	3
Surgery	 Meadow	2
Women's Center Registration	 Women's Center	1

PATIENT UNIT LOCATIONS

LOCATION	ROOM NUMBERS	NEAREST ELEVATOR	FLOOR
Adult Inpatient/Med-Surg	B2102 - 2172	 Meadow	2
Adult Inpatient/Med-Surg/ICU	B3102 - 3172	 Meadow	3
Adult Inpatient/Med-Surg	C3202 - 3270	 Meadow/Terrace	3
Emergency Department		 Terrace	1
Maternity Center	1 - 17	 Women's Center	2
Pediatrics	1 - 6	 Terrace	1
Special Care Nursery	1 - 10	 Women's Center	3