











Hemostasis and Thrombosis Collection Chart

<p>Antiphospholipid Syndrome Panel: Collect: 1 Clear Discard, 2 Full 2.7 ml Blue & 1 Gold</p> <ol style="list-style-type: none"> Collect 1 Clear Discard Collect 2 Blue Sodium Citrate - Full Tubes. Double spin each tube spin at 3000rpm for 15 min and freeze plasma within 4 hrs. of collection. Place top 2/3 of plasma in aliquot tube and spin aliquot at 3000 rpm for 15 min. Take top 2/3 of 2nd spin and put into 2 aliquot tubes. Freeze both aliquots immediately. Label aliquot tubes with patient name, DOB and mark tubes 'plasma'. Send Frozen platelet poor plasma. Collect 1 Gold. Spin and separate ASAP. No severely lipemic, contaminated hemolyzed specimens. Send Refrigerated. 	<p>Fetal Demise Less Common: Collect 1 clear discard, 4 Full 2.7 ml Blue, 1 Lt. Green & 3 Lavender</p> <ol style="list-style-type: none"> Collect 1 Clear Discard Collect 4 Blue Sodium Citrate - Full Tubes. Double spin and freeze plasma within 4 hrs of collection: For each tube spin at 3000rpm for 15 min. Place top 2/3 of plasma in aliquot tube and spin aliquot at 3000 rpm for 15 min. Take top 2/3 of 2nd spin and put into 5 aliquot tubes. Label aliquot tubes with patient name, DOB and mark tubes 'plasma'. Freeze 5 aliquots immediately. Send frozen platelet poor plasma. Collect 1 Lt Green. Spin, separate and freeze plasma within 1 hour of collection. Label aliquot tube with patient name, DOB and mark tube 'green plasma'. Send frozen plasma. Collect 3 Lavender - Do Not Spin. Send refrigerated whole blood. 	<p>Draw blood in the following order</p>	<p>Test Name Sample Requirements</p>
<p>Bleeding Panel: Collect: 1 Clear Discard, 4 Full 2.7 ml Blue & 1 Lavender</p> <ol style="list-style-type: none"> Collect 1 Clear Discard Collect 4 Blue Sodium Citrate - Full Tubes. Double spin and freeze plasma within 4 hrs of collection: For each tube spin at 3000rpm for 15 min. Place top 2/3 of plasma in aliquot tube and spin aliquot at 3000 rpm for 15 min. Take top 2/3 of 2nd spin and put into 3 aliquot tubes. Label aliquot tubes with patient name, DOB and mark tubes 'plasma'. Freeze aliquots immediately. Send frozen platelet poor plasma. Collect 1 Lavender - Do not SPIN. 	<p>Lupus Anticoagulant: Collect: 1 Clear Discard & 2 Full 2.7 ml Blue</p> <ol style="list-style-type: none"> Collect 1 Clear Discard Collect 2 Blue Sodium Citrate - Full Tubes. Double spin and freeze plasma within 4 hrs of collection: For each tube spin at 3000rpm for 15 min. Place top 2/3 of plasma in aliquot tube and spin aliquot at 3000 rpm for 15 min. Take top 2/3 of 2nd spin and put into 2 aliquot tubes. Label aliquot tubes with patient name, DOB and mark tubes 'plasma'. Freeze both aliquots immediately. Send frozen platelet poor plasma. 	 <p>Clear Discard 3.0 mL</p> <p>Draw discard tube prior to collecting coagulation testing (blue sodium citrate).</p>	<p>aPTT B/P/F APC Resistance B/P/F** Alpha 2 Antiplasmin PI QN B/P/F Antithrombin Abs IgG/M B/P/F Anti-Xa Apixaban level B/P/F Anti-Xa Enoxaparin Level B/P/F Anti-Xa Fondaparinux Level B/P/F Anti-Xa Heparin (UFH) Level B/P/F Anti-Xa Rivaroxaban Level B/P/F AT III Functional (Activity) B/P/F AT III Antigen B/P/F Cardiolipin IgG/IgM (aCL) G/S/RF Chromogenic Factor X B/P/F Collagen Binding B/P/F D-Dimer B/P/F DRVVT B/P/F Factor Assays B/P/F II, V, VII, VIII, X, IX, XI, XII Factor XIII QL B/P/F Factor V Leiden PCR L/W/RF Factor VIII Inhibitor (Bethesda Titer) B/P/F Factor IX Inhibitor B/P/F Factor Assay, Fitzgerald B/P/F Factor Assay, Fletcher B/P/F Fibrinogen (Functional) B/P/F Fibrinogen Ag B/P/F Heparin Level (see Anti-Xa—above) Heparin Induced Antibody (HIT) B/P/F Homocysteine SerPI QN LG/P/RF 4—Mixing Studies 4—B/P/F MTHFR Mutation Bld L/W/RF Platelet Function Analyzer(PFA-100) 2—B/W/RT*** Plasminogen-1 Inhib (PAI-1) Ag B/P/F PAI-1 Mutation Bld PCR L/W/RT* Phosphatidylcholine Abs(aPC) R/S/F Phosphatidylethanolamine(aPE) R/S/F Phosphatidylserine Abs(aPS) R/S/F Plasminogen Activity B/P/F Platelet Aggregation 6—B/W/RT** Pit Inh Aspirin B/G/W/RT** Pit Inh P2Y12 B/G/W/RT** Protein C Activity B/P/F Protein C Antigen B/P/F Protein S Antigen B/P/F Protein S Free B/P/F Protein S Clottable (Functional) B/P/F PT Gene Mutation PCR L/W/RF PTINR B/P/F Ristocetin Dose Response 6—B/W/RT** Sta clot LA (Hexagonal Phase) B/P/F Thrombin-Antithrombin B/P/F Thrombin Time (TCT) B/P/F Tissue Plasminogen Activator Ag (TPA Ag) B/P/F vW Factor Collagen Binding B/P/F vW Factor Activity Screen B/P/F vW Factor Antigen B/P/F Von Willebrand Multimers B/P/F Warfarin Sensitivity L/W/RF*</p>
<p>Bleeding Panel: Von Willebrand Disease Collect: 1 Clear Discard, 5 Full 2.7 ml Blue & 1 Lavender</p> <p>The samples for this panel must arrive within 3 hrs of collection and 1:00pm. Call Special Coagulation at 317.491.6000 prior to collecting. Samples must be couriered immediately after collection.</p> <ol style="list-style-type: none"> Collect 1 Clear Discard Collect 5 Blue Sodium Citrate - Full Tubes. DO NOT SPIN! Collect 1 Lavender - Do not spin. Two signatures required on label. 	<p>Mixing Study: Factor(s) Deficiency/Inhibitor Collect: 1 Clear Discard & 4 Full 2.7 ml Blue</p> <ol style="list-style-type: none"> Collect 1 Clear Discard Collect 4 Blue Sodium Citrate - Full Tubes. Double spin at 3000rpm for 15 min and freeze plasma within 4 hrs of collection. For each tube spin Place top 2/3 of plasma in aliquot tube and spin aliquot at 3000 rpm for 15 min. Take top 2/3 of 2nd spin and put into 4 aliquot tubes. Label aliquot tubes with patient name, DOB and mark tubes 'plasma'. Freeze aliquots immediately. Send frozen platelet poor plasma. 	 <p>Blue Sodium Citrate 2.7 mL Tube B/P/F—Blue/Plasma/Frozen: Double spin, at 3000rpm for 15 min and freeze plasma within 4 hrs. of collection. Place top 2/3 of plasma in aliquot tube and spin aliquot at 3000 rpm for 15 min. Take top 2/3 of 2nd spin and put in another aliquot tube. Mark tube 'plasma'. Freeze immediately. Send Frozen platelet poor plasma.</p> <p>B/P/F** - Follow instructions for platelet poor plasma. Send Frozen plasma & Refrigerated RBC's. B/W/RT—Blue/Whole Blood: Do not spin. Send Room Temperature. B/W/RF—Blue/Whole Blood: Do not spin. Send</p>	<p>B=Blue RF=Refrigerate S= Serum G=Gold F= Freeze LG=Lt Green Y= ACD</p> <p>P= Plasma BG=Blue Griener RT= Room Temp W= Whole Blood L=Lavender R=Red</p> <p>**= Send cells with plasma *= See IUHPL Test Directory for details ^ Must be to IUHPL by no later than 1:00 PM ^^Must be to IUHPL by no later than 3:00 PM</p>
<p>Fetal Demise Common: Antiphospholipid Syndrome Panel Collect: 1 Clear Discard, 2 Full 2.7 ml Blue & 1 Gold</p> <ol style="list-style-type: none"> Collect 1 Clear Discard Collect 2 Blue Sodium Citrate - Full Tubes. Double spin at 3000rpm for 15 min and freeze plasma within 4 hrs of collection. Place top 2/3 of plasma in aliquot tube and spin aliquot at 3000 rpm for 15 min. Take top 2/3 of 2nd spin and put into 2 aliquot tubes. Label aliquot tubes with patient name, DOB and mark tubes 'plasma'. Send frozen platelet poor plasma. Collect 1 Gold. Spin and separate ASAP. No severely lipemic, contaminated, or hemolyzed specimens. Send refrigerated serum. 	<p>Guidelines:</p> <ol style="list-style-type: none"> The IUHPL laboratory must be called prior to collecting Bleeding Panel: Von Willebrand Disease, Platelet Function (PFA-100), Pit Inh (P2Y12), Pit Inh (Aspirin), Platelet Aggregation, and Risto Dose Response. Call 317-491-6000 with questions. Platelet Aggregation, and Risto Dose Response samples must be to IUHPL by 1:00 PM on the day of collection. Platelet Function (PFA-100), Pit Inh (P2Y12) and Pit Inh (Aspirin) and Bleeding Panel: Von Willebrand Disease samples must be to IUHPL by 3:00 PM on day of collection. Always draw blood by venipuncture—do not use needles smaller than 23 gauge. Follow draw order. Withdrawing blood from intravenous lines or indwelling catheters should be avoided if possible. Fill light blue top tubes as far as the vacuum will allow. In order to produce accurate and valid results, all specimens must be "platelet free" (<5000/uL) before freezing for shipment. This residual count can be obtained by "double-spinning" the sample. Freeze aliquots immediately. Send aliquots of platelet poor plasma. Hemolysis and heparin anticoagulant will interfere with coagulation studies. 	 <p>Blue Griener 2.0 mL Tube</p> <p>BG/W/RT*—Blue Griener/Whole Blood; Special blue tube. An * after—see test directory for specific instructions.</p>	<p>R/S/RT—Red/Serum: Spin and separate ASAP. Mark tube 'Serum'. Send Room Temperature.</p>
<p>Venous Thrombosis Panel: Collect: 1 Clear Discard, 5 Full 2.7 ml Blue, 1 Gold, 1 Lt Green, & 1 Lavender</p> <ol style="list-style-type: none"> Collect 1 Clear Discard Collect 5 Blue Sodium Citrate - Full Tubes. Double Spin all three at 3000rpm for 15 min and freeze plasma within 4 hrs. of collection. Place top 2/3 of plasma in 3 aliquot tubes and spin aliquots at 3000 rpm for 15 min. Take top 2/3 of 2nd spin and put into 7 aliquot tubes. Label aliquot tubes with patient name, DOB and mark tubes 'plasma'. Freeze all 7 aliquots immediately. Send 7 frozen aliquots of platelet poor plasma. Send refrigerated RBC's from one blue tube. Collect 1 Gold. Spin and separate ASAP. No severely lipemic, contaminated, or hemolyzed specimens. Send refrigerated serum. Collect 1 Lt. Green - Spin, separate and freeze plasma within 1 hour of collection. Label aliquot tube with patient name, DOB and mark tube 'green plasma'. Send frozen plasma. Collect 1 Lavender - Do Not Spin. Send refrigerated whole blood. 		 <p>Red 6 mL Tube</p>	<p>G/S/RF—Gold/Serum: Spin and separate ASAP. No severely lipemic, contaminated, or hemolyzed specimens. Send Refrigerated.</p>
		 <p>Gold SST 5 mL Tube</p>	<p>LG/P/RF—Lt Green/Plasma: Spin and separate within 1 hour of collection. Mark tube 'plasma'. Send Refrigerated.</p>
		 <p>Lt Green Li Heparin 4.5 mL PST</p>	<p>L/W/RF—Lavender/Whole Blood: Do not spin. Send Refrigerated. L/W/RT—Lavender/Whole Blood: Do not spin. Send Room Temperature.</p>
		 <p>Lavender EDTA 6mL Tube</p>	<p>Y/P/RT—Yellow/Plasma: Double spin at 3000rpm for 15 min. within 4 hrs. of collection. Place top 2/3 of plasma in aliquot tube and spin again for 15 min. Take top 2/3 of 2nd spin and put in another aliquot tube. Mark tube 'plasma'. Send at Room Temperature. Y/W/RF—Yellow/Whole Blood: Do not spin, Send Refrigerated.</p>
		 <p>Yellow ACD 10mL</p>	<p>Form #170007 Rev 2.2020</p>