

Specimen Identification & Labeling

Labeling of specimen must be done in the presence of the patient. *Are mandatory patient identifiers:

- Requested information on each primary container:
 - ***Full name of patient**
 - ***Identifying number:** Inpatients – MRN; Outpatient/Outreach – MRN, DOB, or SS #
 - Time and date of collection
 - Specimen type or source when not apparent
 - Identification of collecting and labeling personnel
 - *All specimens for blood bank, including typing and/or transfusion related order must have two full signatures validating the correct labeling of the specimen.*
 - *When only one health care worker is present, one of the signatures can be the patient or a patient representative.*
 - Emergency assignment of names and trauma numbers: the Emergency Department assigns the name of John or Jane Doe plus a trauma number to those individuals whose identification is unknown at the time of arrival.
- Primary container:
 - Blood collection tube (color coded to identify the anticoagulant/preservative)
 - Urine and body fluid containers (cups, tubes, bottles, jugs etc.)
 - Slides, paraffin blocks, tissue containers
 - Culture tubes/bottles, swabs in tubes
- Secondary containers: (over-wraps, bags, mailers, Styrofoam insulators)
 - Biohazards label
 - Destination label

Specimen Identification:


- All specimens must be accompanied by an appropriate order or request form:
 - Request forms need to contain the following information:
 - Full name of patient
 - Date of request
 - Ordering party - with authorized signature
 - Identification of who(s) and where(address/location) the report is to be sent
 - Who is to be charged for the test(s) /services
 - A completed ABN should accompany specimen if appropriate.
 - Request forms should also include pertinent clinical information:
 - Tissue source,
 - Collection site(s) of each specimen - specimens should be numbered if multiple
 - Appropriate related patient history
 - Some tests may have special requirements for information – see the on-line directory of services at www.iuhealth.net/pathologylab for test specific details
 - Use a service specific request form if possible, since they will prompt for the necessary information,
- Protect the request/order form(s) from being contaminated if the specimen should leak

Version 1, October 2002

Modified August 2012

Modified August 30, 2012


Wrinkled



Turtleneck



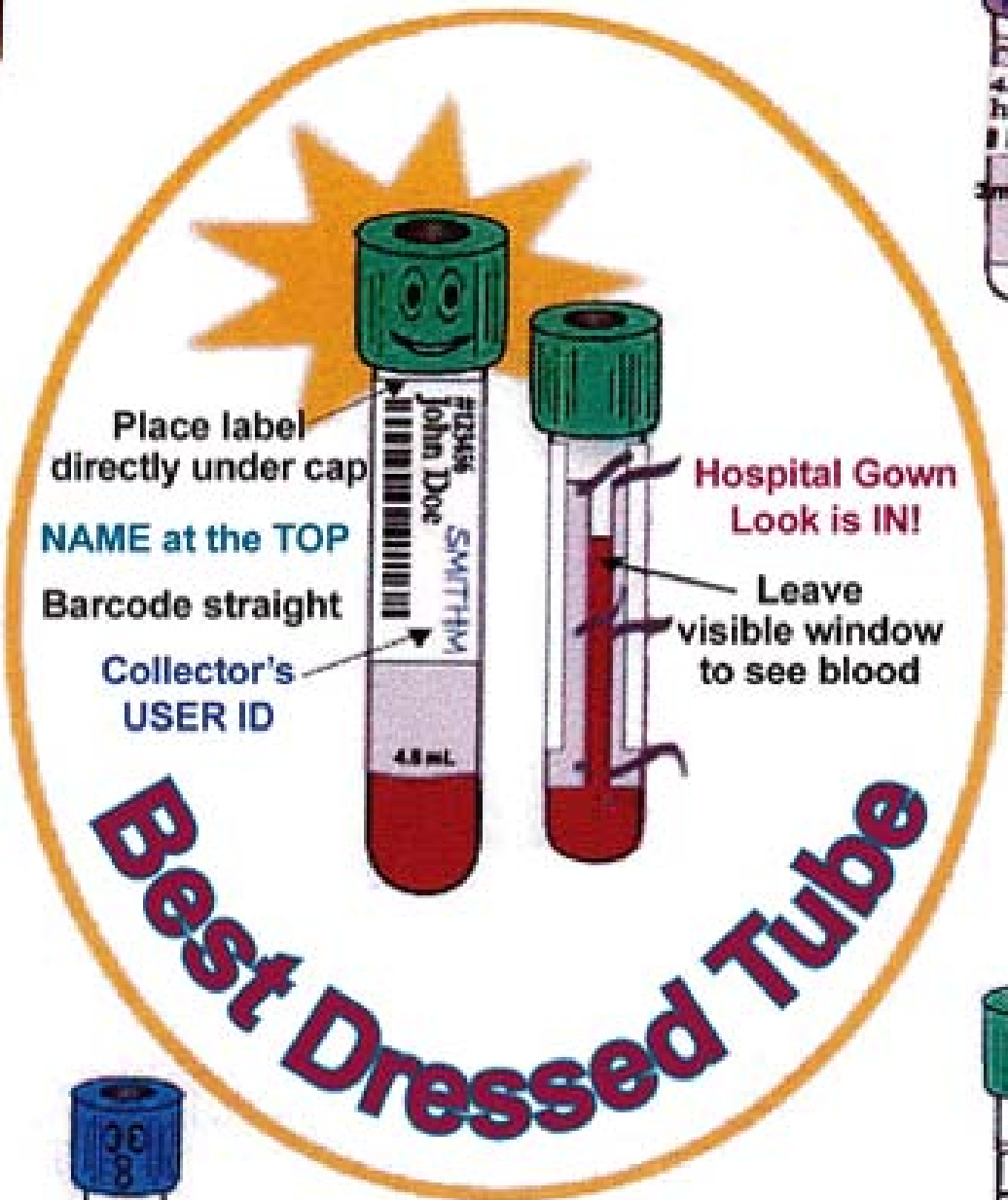
The Wrap Around



Cinched Belt



Twisted Shirt



Place label directly under cap
NAME at the TOP
Barcode straight
Collector's USER ID

Hospital Gown Look is IN!
Leave visible window to see blood

Best Dressed Tube

Flying Ace Scarf



Topsy Turvy Label

